



Preschool Lesson



Lesson 2: (Not So) Holy Cow!



Whatchagaddaknow:

"God Will Give You A Second Chance!"



Power Verse:

"But if we confess our sins to him, he is faithful and just to forgive us our sins and to cleanse us from all wickedness."

- 1 John 1:9

Before the Lesson

- * Collect the items for the activities you plan to use, referring to the Classroom Supplies and Lesson Manual Supplies listed in the chart.
- * Pray for your students and for God's direction in teaching the class.

This Lesson at a Glance

Activity	Classroom Supplies	Lesson Manual Supplies
Bible Story – This week, the kids will learn from the story of Aaron's sin and God's forgiveness (Exodus 32-35).		Bible Story Pictures (pg. 6-10)
Hands-On-Learning – The kids will learn what confession means, and that God forgives!	A book with ripped pages, play dough	
Craft Option #1 – Bible Story Coloring Page	Crayons or markers	Bible Story Coloring Page Print Piece (pg. 11)
Craft Option #2 - Color By Number Craft	Crayons or markers	Color By Number Craft Print Piece (pg. 12)
Craft Option #3 – God Forgives Coloring Page	Crayons or markers	God Forgives Coloring Page Print Piece (pg. 13)



Bible Story

Supplies Needed: Bible Story Pictures (provided on pg. 6-10)

Teacher Instruction: Before class begins, print the Bible Story Pictures. Have the children gathered around so they can see the pictures.

Say- God told Moses to climb a mountain to have a special meeting with Him! Moses was going to get some very important instructions from God. Moses left his brother Aaron in charge while he was gone.

Say- The Israelites waited... and waited... and waited for Moses to come back down the mountain. Finally, they got tired of waiting. They came to Aaron and said, “Aaron! Make us a god to worship.” (show pic)

Say- This was NOT GOOD! God rescued the Israelites from slavery in Egypt and parted the Red Sea for them to cross. Now they wanted to forget God and worship a fake god, an idol.

Ask- What do you think Aaron did when they asked him to make a fake god?

-Allow time for responses-

Say- Aaron told the people to bring all the gold earrings that the women and children were wearing. (show pic) He melted the gold and made a golden calf. Then, the Israelites worshiped the cow and called it god. Oh no!

Say- They actually believed the golden calf was their new god. Then, after they worshiped the cow statue, they started partying and dancing. During their crazy party, Moses came down from the mountain with the Ten Commandments. The Ten Commandments are special rules God gave His people. (show pic)

Ask- Do you think Moses was happy?

-Allow time for responses-

Say- No way! He was so angry that he threw the stone tablets and broke them on the ground. (show pic) Moses asked Aaron, “What have these people done to make you bring such sin upon them?”

Say- Aaron had messed up big-time, and he knew it. He probably felt very sad and very upset about his choices. He let Moses down, and he let God down. He had sinned.

Say- But God wasn’t done with Aaron! Later, we find God telling Moses that He has a special job for Aaron. (show pic) God made Aaron the person in charge of leading others in worship of God! How awesome!

Say- Even though Aaron messed up, God forgave him and gave him a second chance. That’s the kind of God we serve. He’s a God of second chances.

Pray



Hands-On Learning

Supplies Needed: *A book with ripped pages; play dough*

Teacher Instruction: *Before class begins, gather classroom materials. Have the children gathered around so they can see any illustration materials.*

Say- I have something I need to tell you, and it's kind of hard. Are you ready?

Say- I was playing with this book earlier... and I ripped it. Oh no! *(Show the ripped book, holding it as you teach)*

Say- I was being too rough. I knew I should stop, but I didn't. I chose to keep playing rough, and because of that, the book is torn. I feel terrible!

Ask- What do you think I should do now?

-Allow time for responses-

Say- That's right! I should tell someone. I should tell a teacher, or a grown-up I trust.

Say- When we make a bad choice, we should confess. Can you say “confess”?

-Allow time for the kids to repeat the word-

Say- To confess means to tell the truth about what happened. So, if I tore this book, I need to say, “I'm sorry. I made a bad choice, and I tore the book. Will you forgive me?”

Say- Sometimes, when we do something wrong, we try to hide it instead. *(Try to hide the book in a funny, exaggerated way)*

Ask- Is that the right thing to do?

-Allow time for responses-

Say- No way! We don't hide our mess-ups. God wants us to tell the truth, even when it's hard. When we sin and disobey God, we can go straight to God. We can confess to Him and ask Him to forgive us.

Say- And guess what? God always forgives us when we ask! Always!

Say- *(Hold a lump of play dough)* Look what I have—some play dough! I'm going to try to make... a puppy! *(Make a silly, messy shape that doesn't look like a puppy at all)*

Say- Uh-oh. This really doesn't look right. It's kind of a mess.

(Continued on next page)



Hands-On Learning *(Continued)*

Ask- Should I throw this play dough in the trash?

-Allow time for responses-

Say- That's right! I don't have to throw it away—I can just try again! It's not ruined. I get a second chance!

Say- And that's how it is with us and God. When we mess up, He doesn't throw us away. He helps us try again. He gives us a second chance when we confess and ask Him to forgive us.

Say- Say this with me: God will give you a second chance! *(Say the phrase aloud with the kids)*

Pray



Craft #1: Bible Story Coloring Page

Supplies Needed: Bible Story Coloring Page Print Piece (provided on pg. 11); Crayons or markers

Teacher Instruction: Before class begins, print the Bible Story Coloring Page Print Piece. Make sure you have enough for each kid to have one. Gather the classroom materials as well. Have the kids sit in an area that is appropriate for coloring.

How To Do Craft - Kids can color freely as they choose.



Craft #2: Color By Number Craft

Supplies Needed: Color By Number Craft Print Piece (provided on pg. 12); Crayons or Markers

Teacher Instruction: Before class begins, print the Color By Number Craft Print Pieces. Make sure you have enough craft pages for each kid to have one. Gather the classroom materials as well. Have the kids sit in an area that is appropriate for crafting.

How To Do Craft - Allow the kids to decorate the design using crayons or markers. As you help the kids with the craft, talk about how God gives second chances.



Craft #3: God Forgives Coloring Page

Supplies Needed: God Forgives Coloring Page Print Piece (provided on pg. 13); Crayons or markers

Teacher Instruction: Before class begins, print the God Forgives Coloring Page Print Pieces. Make sure you have enough for each kid to have one. Gather the classroom materials as well. Have the kids sit in an area that is appropriate for coloring.

How To Do Craft - Kids can color freely as they choose.

















The Israelites Were Fussy And Tired Of Waiting On God. Aaron Sinned And Made The People A Golden Cow To Worship. Moses Was Mad! Aaron Knew He Sinned. God Gave Aaron A Second Chance!


Color by number to reveal the design.

1 = YELLOW 2 = GREEN 3 = BROWN 4 = BLUE






**GOD FORGIVES
AND GIVES ME A
SECOND CHANCE!**



**I WILL CONFESS
MY SINS TO GOD...**



WHEN I SIN...